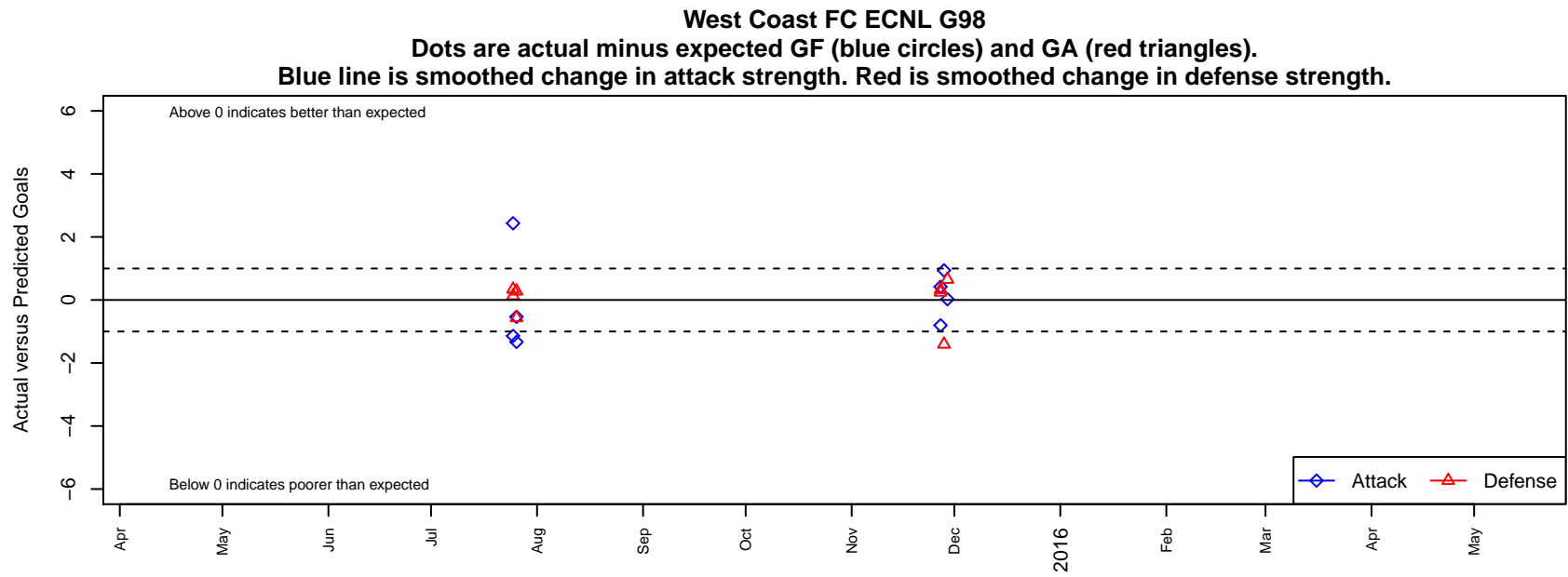


West Coast FC ECNL G98

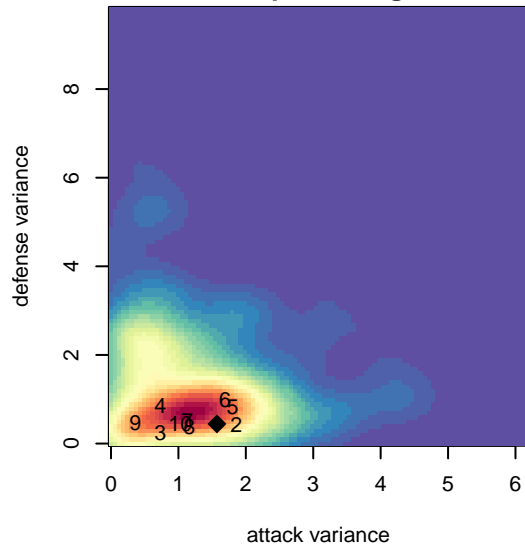
, CAS
G98 total strength=2121
attack=86.09 defense=109.7

alt names used:
WEST COAST FC ECNL G98 (CAS)
WEST COAST FC ECNL (CAS)

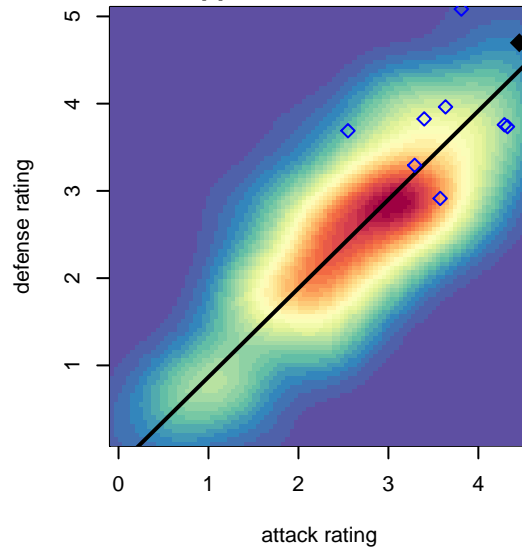
Venues played:
2015 Surf Cup Surf Super Cup U17
2015 Surf College Showcase Moonlight Showc



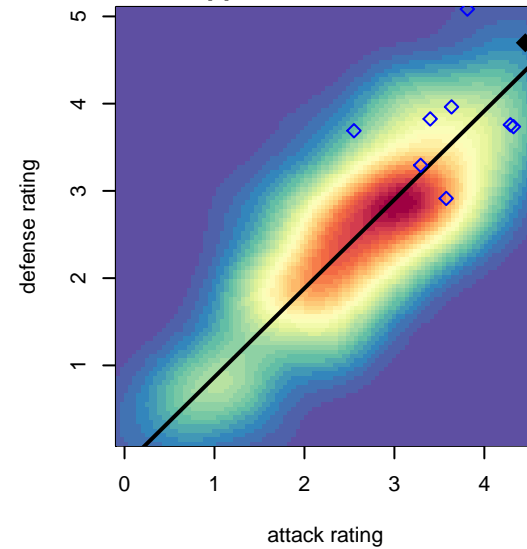
**attack and defense variance (black dot)
relative to other teams
and top 10 in region**



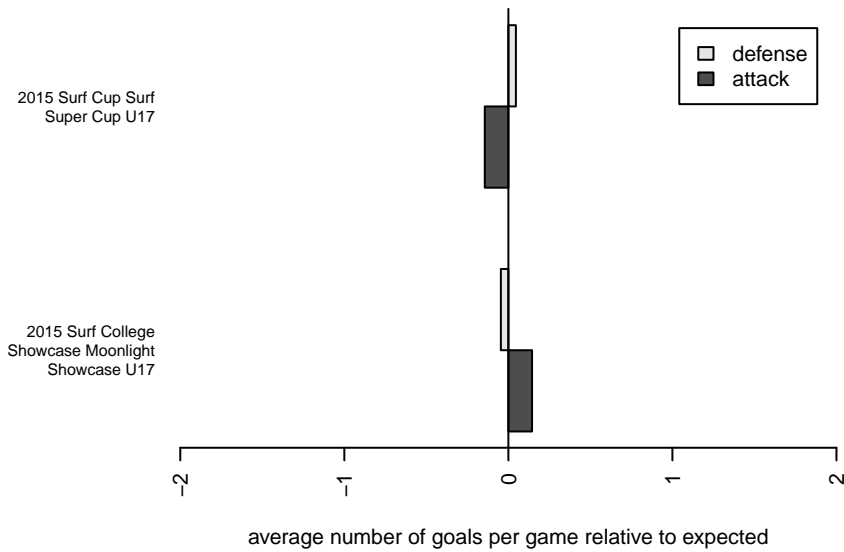
**attack and defense rating
relative to others at age
and all opponents in last 13 months**



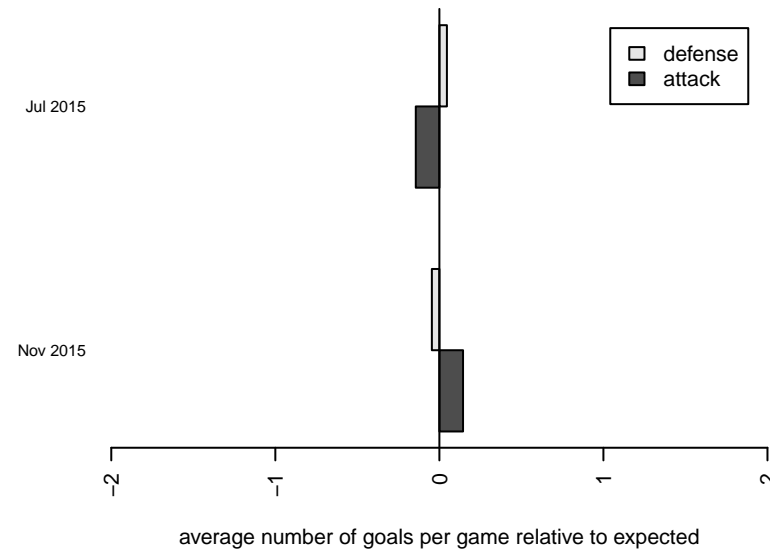
**attack and defense rating
relative to others at age
and all opponents in last 13 months**



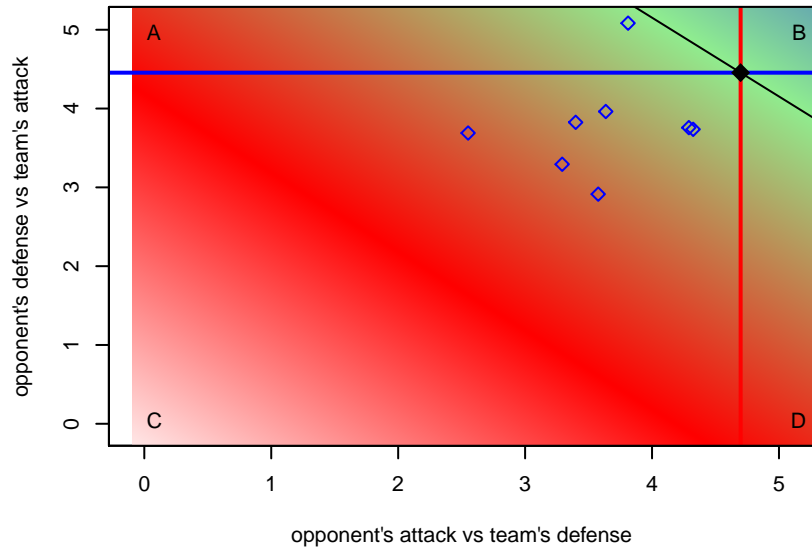
Performance relative to 13 month average



Performance relative to 13 month average



Distribution of opponents
 Red = Lose zone, Blue = Win zone, Green = Even
 Black line separates win/lose zones



lot. A=Neither has attack advantage, B=Opponent has both attack and defense advantage, C=Opponent has both attack and defense disadvantage, D=Both have

date	home		away		venue	pred.home	pred.away
2015-11-29	Vancouver Whitecaps FC Elite Rex 1999G	0	West Coast FC ECNL G98	2	2015 Surf College Showcase Moonlight Sho	0.65	1.98
2015-11-28	West Coast FC ECNL G98	3	Lamorinda SC United G98	2	2015 Surf College Showcase Moonlight Sho	2.06	0.59
2015-11-27	West Coast FC ECNL G98	2	Elite Academy Maroon G98	0	2015 Surf College Showcase Moonlight Sho	1.58	0.33
2015-11-27	MVLA ECNL G98	0	West Coast FC ECNL G98	2	2015 Surf College Showcase Moonlight Sho	0.24	2.81
2015-07-26	West Coast FC ECNL G98	3	Colorado Rush 99 Blue G98	0	2015 Surf Cup Surf Super Cup U17	4.33	0.28
2015-07-26	Slammers FC ECNL G98	1	West Coast FC ECNL G98	0	2015 Surf Cup Surf Super Cup U17	0.43	0.53
2015-07-25	West Coast FC ECNL G98	5	Galaxy 99 Blues G98	0	2015 Surf Cup Surf Super Cup U17	2.57	0.13
2015-07-25	West Coast FC ECNL G98	1	Beach FC Academy G98	0	2015 Surf Cup Surf Super Cup U17	2.14	0.34